

PRODUCT SPECIFICATIONS

MODEL NO.	MOTOR	RPM		AMPS		HP	kW	NET WT.		CAPACITOR	
		60HZ	50HZ	60HZ	50HZ			lbs.	kg	mfd.	VOLT
86R640-P113-N470X	115/230 (60Hz) 110-120/220-240 (50Hz)	1725	1425	5.3/2.8	5.0/2.5	1/2	0.37	19.1	8.6	30	370

SOUND LEVEL LESS THAN 65 db(A)

NORMAL AMBIENT +5 °C - +40 °C

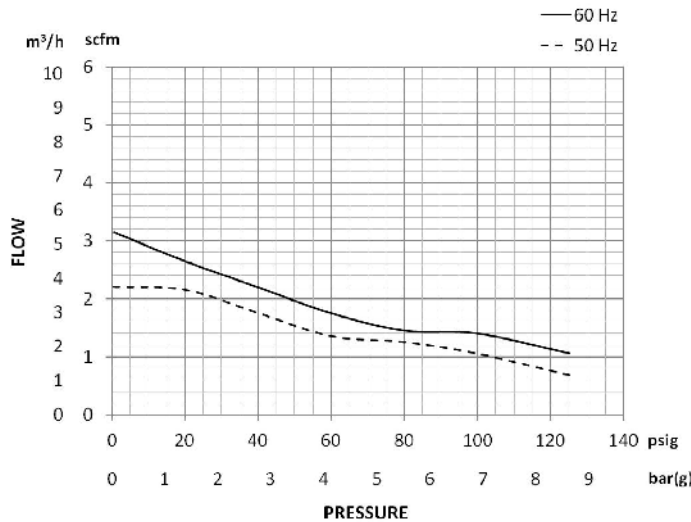
RELATIVE HUMIDITY 20% - 80%

ENVIRONMENT CLEAN DUST FREE

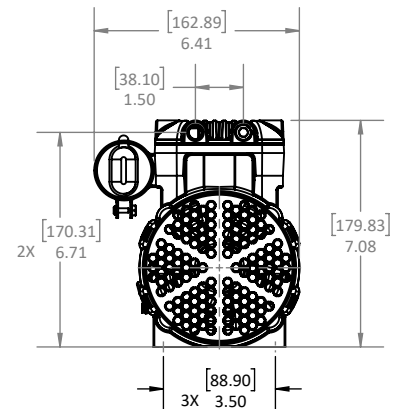
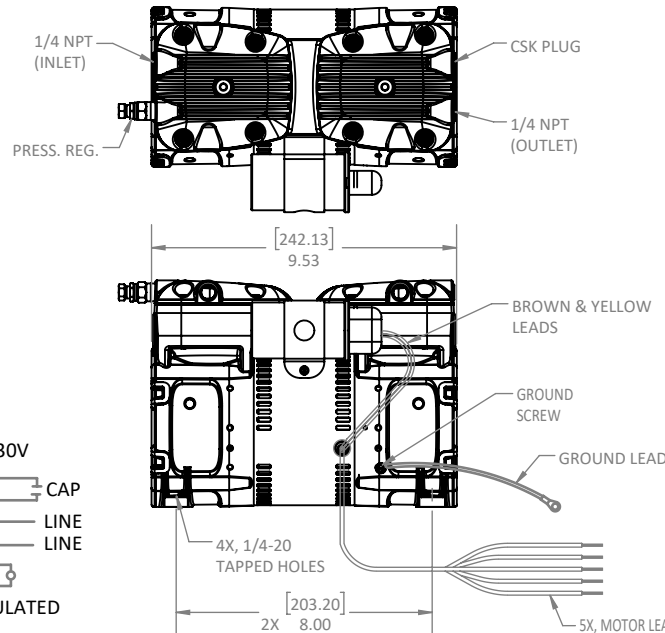
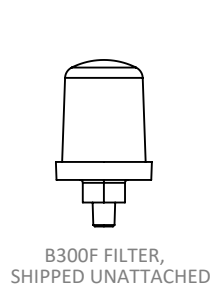
NOTES:

1. TECHNICAL DATA SUBJECT TO CHANGE WITHOUT NOTICE.
2. THIS PUMP MUST BE INSTALLED IN AN ENCLOSURE.
3. ALL DIMENSIONS ARE FOR REFERENCE ONLY.
4. KIT P/N: K963.

PRODUCT PERFORMANCE: 60Hz PERFORMANCE CURVES BASED ON 115V.
50Hz PERFORMANCE CURVES BASED ON 110V.



PRODUCT DIMENSIONS:



WIRING DIAGRAM

115V	230V
BRN → CAP	BRN → CAP
YELLOW → LINE	YELLOW → LINE
WHT → LINE	WHT → LINE
BLK → LINE	BLU → LINE
BLU → LINE	BLK →
ORG →	RED →
RED →	ORG-INSULATED