



GAST MANUFACTURING, INC.  
A Unit of IDEX Corporation  
Post Office Box 97  
Benton Harbor, Michigan  
Ph: 269/926-6171  
Fax: 269/925-8288

PART NUMBER:

LTD139A

REV.

B

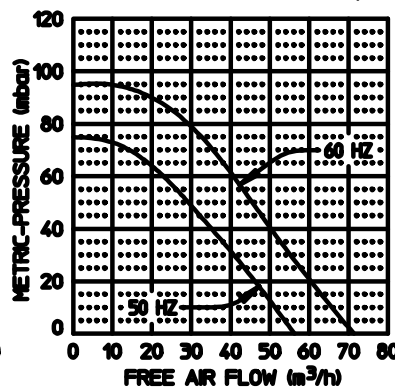
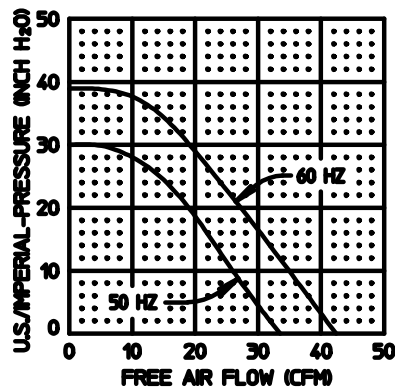
MODEL NUMBER	MOTOR SPECIFICATIONS	RPM	MAX VAC °H <sub>2</sub> O	mbar	MAX PRESS °H <sub>2</sub> O	mbar	HP	kW	NET WT. lbs.	kg
R2103NX	110/220 - 240 50-1	2850	25	62	30	75	1/5	0,15	23.5	8,77
	115/208 - 230 60-1	3450	35	87	39	97	1/3	0,25		

SOUND LEVEL 63/59 dB(A) MAX. @ 60/50 Hz  
NORMAL AMBIENT -29°C TO 40°C  
RELATIVE HUMIDITY 0% - 100% NON CONDENSING  
ENVIRONMENT CLEAN DUST FREE

NOTES:

1. TECHNICAL DATA SUBJECT TO CHANGE WITHOUT NOTICE.

## Product Performance (Metric U.S. Imperial)



### PERFORMANCE DATA

THE PERFORMANCE DATA SHOWN WAS DETERMINED UNDER THE FOLLOWING CONDITIONS:

LINE VOLTAGE @ 60 Hz. 230V OR 460V FOR 3 PHASE UNITS. 115V OR 230V FOR 1 PHASE UNITS.

LINE VOLTAGE @ 50 Hz. 220V FOR 3 PHASE OR 1 PHASE UNITS.

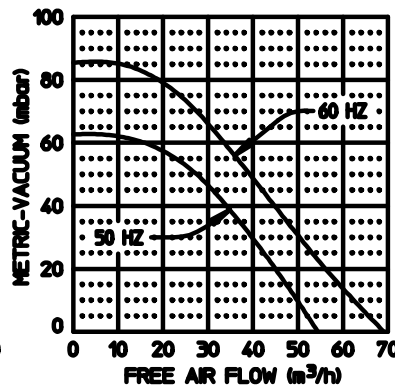
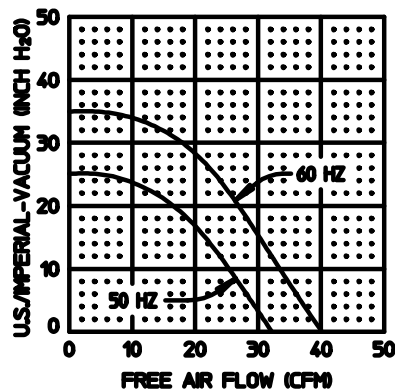
UNITS IN A TEMPERATURE STABLE CONDITION.

DELIVERY MEASUREMENTS MADE WITH OUTPUT PORT THROTTLED.

SUCTION MEASUREMENTS MADE WITH INPUT PORT THROTTLED.

TEST CONDITIONS: INLET AIR DENSITY @ 0.075 lbs. per cu. ft. [20°C (68°F), 29.92" Hg (14.7 PSIA)].

NORMAL PERFORMANCE VARIATIONS ON THE RESISTANCE CURVE WITHIN ±10% OF SUPPLIED DATA CAN BE EXPECTED.



### Low Voltage, Single Phase

Blue P1 Line  
Brown P2  
Black 5 Tie Together  
Orange 3 Insulate  
White 2 Tie Together  
Yellow 4 Line

### High Voltage, Single Phase

Blue P1 Line  
Brown P2 Insulate  
Black 5 Tie Together  
Orange 3 Insulate  
White 2 Tie Together  
Yellow 4 Line

Wiring Diagram

## Product Dimensions U.S. Imperial (inches)

