

## PRODUCT SPECIFICATIONS

MODEL NO.	MOTOR	RPM		AMPS		HP	kW	NET WT.		CAPACITOR	
		60HZ	50HZ	60HZ	50HZ			lbs.	kg	mfd.	VOLT
86R630-101-N470X	115-120/230-240 (60Hz) 110-120/220-240 (50Hz)	1725	1425	4.0/2.1	4.0/2.0	1/2	0.37	19.1	8.6	30	370

SOUND LEVEL LESS THAN 65 db(A)

NORMAL AMBIENT +5 °C - +40 °C

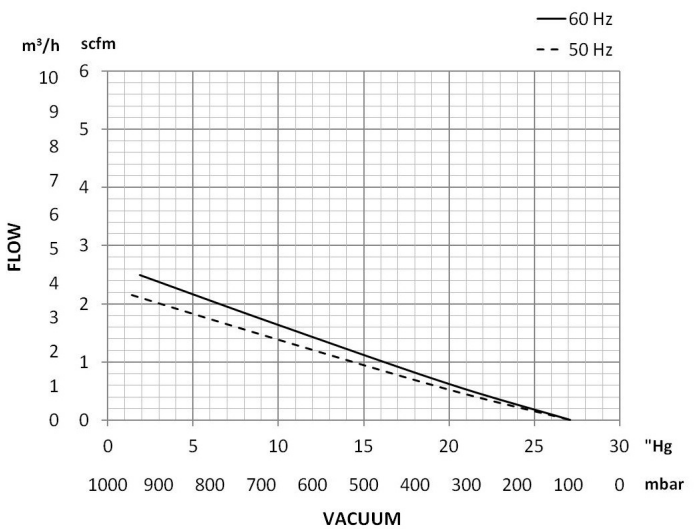
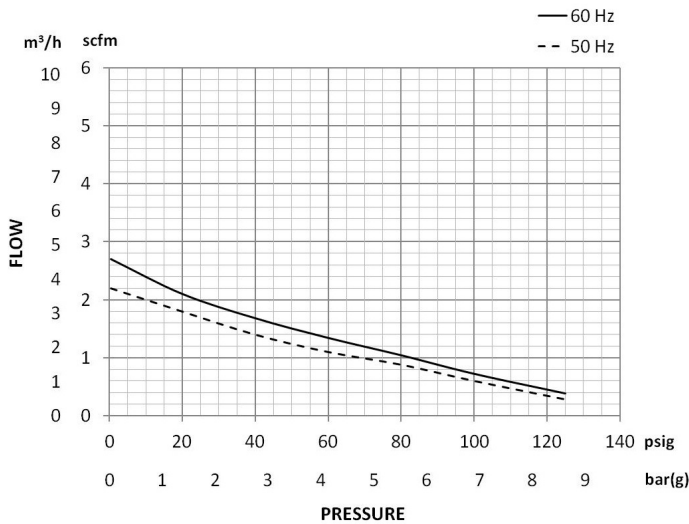
RELATIVE HUMIDITY 20% - 80%

ENVIRONMENT CLEAN DUST FREE

NOTES:

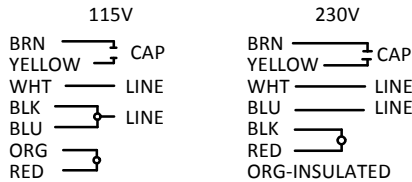
1. TECHNICAL DATA SUBJECT TO CHANGE WITHOUT NOTICE.
2. THIS PUMP MUST BE INSTALLED IN AN ENCLOSURE.
3. ALL DIMENSIONS ARE FOR REFERENCE ONLY.
4. KIT P/N: K963.

PRODUCT PERFORMANCE: 50 & 60Hz PERFORMANCE CURVES BASED ON 230V.

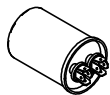
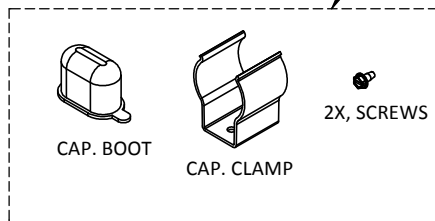


## PRODUCT DIMENSIONS:

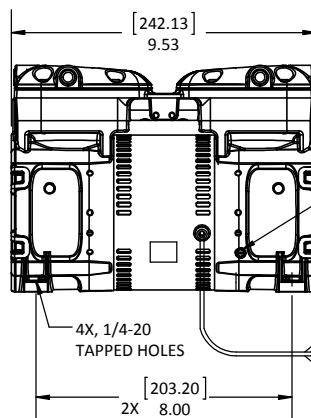
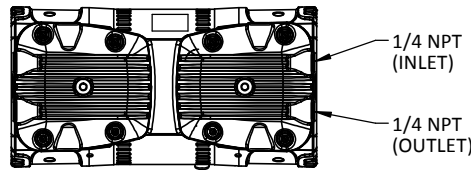
### WIRING DIAGRAM



CAPACITOR MOUNTING KIT TO BE SHIPPED UNATTACHED.



CAPACITOR TO BE SHIPPED UNATTACHED



1/4 NPT (INLET)  
1/4 NPT (OUTLET)

GROUND SCREW (OPPOSITE SIDE)

5X, MOTOR LEADS #18 AWG. 29.0 ±1.0 LG., STRIPPED .374 ±.06.

2X, MOTOR LEADS #18 AWG. 29.0 ±1.0 LG., .032 x .250 FEMALE TERMINALS, BRN & YEL LEADS (TO CAPACITOR)

